

FINANCIAL STATEMENTS AND AUDITOR'S REPORT
CMO PUBLIC COMPANY LIMITED
AND SUBSIDIARIES AND JOINT VENTURE
(FORMERLY: CM ORGANIZER PUBLIC COMPANY LIMITED)
FOR THE YEARS ENDED DECEMBER 31, 2011 AND 2010



ANS Audit Co., Ltd.

100/72, 16th Floor,

Telephone: (662) 645 0109

100/2 Vongvanij Building B.,

Fax : (662) 645 0110

An Associate of the Crowe Horwath Business Alliance

Rama 9 Rd., Huaykwang,

<http://www.ans.co.th>

Bangkok 10310, Thailand

Auditor's Report

To the Shareholders and the Board of Directors of CMO Public Company Limited
and its subsidiaries and joint venture:

I have audited the consolidated and separate statements of financial positions as at December 31, 2011 and 2010, the related consolidated and separate statements of comprehensive income, consolidated and separate statements of changes in shareholders' equity and consolidated and separate statements of cash flows for the years then ended of CMO Public Company Limited (formerly: CM Organizer Public Company Limited) and its subsidiaries and joint venture and of CMO Public Company Limited, respectively. The Company's management is responsible for the correctness and completeness of information presented in these financial statements. My responsibility is to express an opinion on these financial statements based on my audits.

I conducted my audits in accordance with generally accepted auditing standards. Those standards require that I plan and perform the audit to obtain reasonable assurance about whether the financial statements are free of material misstatement. An audit includes examining, on a test basis, evidence supporting the amounts and disclosures in the financial statements. An audit also includes assessing the accounting principles used and significant estimates made by management, as well as evaluating the overall financial statement presentation. I believe that my audits provide a reasonable basis for my opinion.

In my opinion, the consolidated and separate financial statements referred to above present fairly, in all material respects, the consolidated and separate financial positions as at December 31, 2011 and 2010, the consolidated and separate results of operations and cash flows for the years then ended of CMO Public Company Limited and its subsidiaries and joint venture, and of CMO Public Company Limited, respectively, in accordance with generally accepted accounting principles.

Without qualifying my opinion, I draw attention to Note 2 to the financial statements, during the year ended December 31, 2011, The Company and its subsidiaries and joint venture have adopted new and revised Thai Financial Reporting Standards, which are issued by the Federation of Accounting Professions and effective for the financial statements for the period beginning on or after January 1, 2011, for the preparation and presentation of these financial statements. The consolidated and separate financial statements for the year ended December 31, 2010 which have been presented herewith for comparative purposes are newly presented in conformity with the financial statements for the year ended December 31, 2011. The Company and its subsidiaries and joint venture have adjusted obligations incurred from the employee benefits according to the application of TAS 19 by reflecting to the retained earnings as at January 1, 2011 and, as explained in the Note 3 to the financial statements, the Group has changed the accounting policy regarding revaluation of land.



Atipong Atipong Sakul
Certified Public Accountant
Registration Number 3500

ANS Audit Company Limited

Bangkok, February 27, 2012

CMO PUBLIC COMPANY LIMITED AND SUBSIDIARIES AND JOINT VENTURE
(FORMERLY: CM ORGANIZER PUBLIC COMPANY LIMITED)

STATEMENTS OF FINANCIAL POSITION

AS AT DECEMBER 31, 2011 AND 2010

(Unit: Baht)

Assets	Notes	Consolidated financial statements		Separate financial statements	
		2011	2010	2011	2010
Current Assets					
Cash and cash equivalents		31,552,325.75	6,014,991.72	6,953,755.00	434,757.10
Trade and other receivables - net	5, 6	223,906,715.26	278,580,982.74	174,434,329.01	251,578,398.79
Short-term loan to related companies - net	5	50,000.00	25,000.00	50,000.00	475,000.00
Work in process and supplies - net	7	100,260,524.65	21,383,073.55	100,308,671.65	18,153,630.34
Total Current Assets		355,769,565.66	306,004,048.01	281,746,755.66	270,641,786.23
Non-Current Assets					
Unbilled receivable under litigation process	8, 10	-	128,476,484.11	-	128,476,484.11
Restricted deposits at bank	10	944,063.89	4,633,479.71	710,009.12	2,607,842.09
Investments - net	5	-	-	155,080,000.00	156,180,000.00
Goodwill	5	4,635,859.29	4,635,859.29	-	-
Property plant and equipment - net	9, 10, 13	320,227,985.73	266,179,547.22	47,886,162.41	75,526,622.37
Other non-current assets		28,697,768.79	17,716,989.69	23,731,595.79	9,441,564.66
Total Non-Current Assets		354,505,677.70	421,642,360.02	227,407,767.32	372,232,513.23
Total Assets		710,275,243.36	727,646,408.03	509,154,522.98	642,874,299.46

e




CMO PUBLIC COMPANY LIMITED AND SUBSIDIARIES AND JOINT VENTURE
(FORMERLY: CM ORGANIZER PUBLIC COMPANY LIMITED)

STATEMENTS OF FINANCIAL POSITION
AS AT DECEMBER 31, 2011 AND 2010

(Unit: Baht)

Liabilities and shareholders' Equity	Notes	Consolidated financial statements		Separate financial statements	
		2011	2010	2011	2010
Current Liabilities					
Bank overdrafts and short-term loans from financial institutions	10	158,173,245.64	157,932,523.62	142,243,190.87	115,355,201.14
Trade and other payables	5, 11	194,244,419.56	191,139,387.11	157,987,282.60	223,437,730.70
Current portion of liabilities under financial lease agreements	12	14,567,551.94	7,357,321.67	587,627.47	108,483.66
Current portion of long-term loan from financial institutions	13	9,072,000.00	9,072,000.00	2,676,000.00	2,676,000.00
Short-term loan from related parties	5	-	21,600,000.00	11,400,000.00	30,999,850.00
Short-term loan from third party	14	-	18,000,000.00	-	18,000,000.00
Income tax payable		1,070,117.84	1,282,446.32	-	-
Total Current Liabilities		377,127,334.98	406,383,678.72	314,894,100.94	390,577,265.50
Non-Current Liabilities					
Liabilities under financial lease agreements - net	12	21,125,456.41	8,038,019.50	1,969,448.06	243,989.98
Long-term loan from financial institutions - net	13	12,515,951.07	21,587,035.74	6,638,035.74	9,314,035.74
Employee benefit obligations	15	3,093,437.50	-	825,389.50	-
Other non-current liabilities		149,993.00	168,113.00	-	-
Total Non-Current Liabilities		36,884,837.98	29,793,168.24	9,432,873.30	9,558,025.72
Total Liabilities		414,012,172.96	436,176,846.96	324,326,974.24	400,135,291.22
Shareholders' Equity					
Share capital					
Authorized share capital					
150,000,000 common shares, at Baht 1 each		150,000,000.00	150,000,000.00	150,000,000.00	150,000,000.00
Issued and fully paid-up share capital		150,000,000.00	150,000,000.00	150,000,000.00	150,000,000.00
Premiums on share capital	16	44,121,936.71	44,121,936.71	44,121,936.71	44,121,936.71
Discount from purchasing investments in subsidiaries		4,907,142.73	4,907,142.73	-	-
Retained earnings (deficit)					
Appropriated					
Appropriated to legal reserve	16	2,485,244.36	2,430,853.58	2,485,244.36	2,430,853.58
Unappropriated		5,843,387.13	78,385,757.78	(14,779,632.33)	46,186,217.95
Other components of equity		77,684,665.63	-	3,000,000.00	-
Total Shareholders' Equity of the Company		285,042,376.56	279,845,690.80	184,827,548.74	242,739,008.24
Non-controlling interests		11,220,693.84	11,623,870.27	-	-
Total Shareholders' Equity		296,263,070.40	291,469,561.07	184,827,548.74	242,739,008.24
Total Liabilities and Shareholders' Equity		710,275,243.36	727,646,408.03	509,154,522.98	642,874,299.46



CMO PUBLIC COMPANY LIMITED AND SUBSIDIARIES AND JOINT VENTURE
(FORMERLY: CM ORGANIZER PUBLIC COMPANY LIMITED)

STATEMENTS OF COMPREHENSIVE INCOME
FOR THE YEARS ENDED DECEMBER 31, 2011 AND 2010

(Unit: Baht)

	Consolidated financial statements		Separate financial statements		
	Notes	2011	2010	2011	2010
	3, 5, 17				
Revenues from services		819,687,105.45	869,573,898.78	531,647,501.22	572,828,852.62
Cost of services		(648,153,403.07)	(668,658,028.40)	(470,893,832.59)	(474,136,315.21)
Gross profit		171,533,702.38	200,915,870.38	60,753,668.63	98,692,537.41
Other incomes		2,594,034.01	5,005,491.18	7,248,922.35	1,339,808.93
Selling expenses		(11,388,215.62)	(13,526,447.34)	(5,837,995.46)	(3,555,149.24)
Administrative expenses		(168,068,669.16)	(119,467,365.55)	(99,062,684.73)	(59,039,616.48)
Finance costs		(16,204,406.34)	(14,486,887.26)	(12,907,006.27)	(11,623,637.17)
Dividend income		-	-	19,631,283.98	30,246,782.52
Share of profit (loss) from investments using the equity method		(20,487.17)	66,007.27	-	-
Profit (loss) before income tax expense		(21,554,041.90)	58,506,668.68	(30,173,811.50)	56,060,725.97
Tax expense		(13,271,551.52)	(16,720,287.42)	-	(7,443,654.44)
Profit (loss) for the years		(34,825,593.42)	41,786,381.26	(30,173,811.50)	48,617,071.53
Other comprehensive income (loss) :					
Currency translation differences		-	787,100.77	-	-
Surplus on land revaluation		77,685,973.54	-	3,000,000.00	-
Total comprehensive income (loss) for the years		42,860,380.12	42,573,482.03	(27,173,811.50)	48,617,071.53
Profit (loss) attributable to					
Equity holders of the Company		(39,728,293.17)	38,310,837.68	(30,173,811.50)	48,617,071.53
Non-controlling interests		4,902,699.75	4,262,644.35	-	-
Total comprehensive income (loss) attributable to		(34,825,593.42)	42,573,482.03	(30,173,811.50)	48,617,071.53
Total comprehensive income (loss) attributable to					
Equity holders of the Company		37,956,372.46	38,310,837.68	(27,173,811.50)	48,617,071.53
Non-controlling interests		4,904,007.66	4,262,644.35	-	-
		42,860,380.12	42,573,482.03	(27,173,811.50)	48,617,071.53
Basic earnings (loss) per share					
Net Profit (loss) attributable to the shareholders of the parent (Baht)		(0.26)	0.26	(0.20)	0.32
Weighted average number of common shares (shares)		150,000,000	150,000,000	150,000,000	150,000,000





CMO PUBLIC COMPANY LIMITED AND SUBSIDIARIES AND JOINT VENTURE

(FORMERLY: CM ORGANIZER PUBLIC COMPANY LIMITED)

STATEMENTS OF CHANGES IN SHAREHOLDER'S EQUITY

FOR THE YEARS ENDED DECEMBER 31, 2011 AND 2010

(Unit: Baht)

Consolidated financial statements

Notes	Equity attributable to equity holders of the Company											Total Shareholders' Equity
	Other components of shareholders' equity										Total Equity holders of the Company	
	Retained earnings					Other comprehensive income						
	Issued and paid-up share capital	Premiums on share capital	Discounts on investments	Appropriated to legal reserve	Unappropriated reserve	Currency translation differences	Surplus on land revaluation	Total other components of shareholders' equity	Non-controlling interests	Total		
	150,000,000.00	78,307,760.00	4,907,142.73	12,478,135.53	(3,371,084.37)	(787,100.77)	-	(787,100.77)	241,534,853.12	6,461,443.40	247,996,296.52	
Balance at January 1, 2010												
Changes in shareholders' equity for the year:												
Transfer legal reserve for the deficit	16	-	-	(12,478,135.53)	12,478,135.53	-	-	-	-	-	-	
Surplus compensate for the deficit	16	-	(34,185,823.29)	-	34,185,823.29	-	-	-	-	-	-	
Appropriated to legal reserve		-	-	2,430,853.58	(2,430,853.58)	-	-	-	-	-	-	
Dividends paid		-	-	-	-	-	-	-	-	(217.48)	(217.48)	
Increase in non-controlling interests	5	-	-	-	-	-	-	-	-	900,000.00	900,000.00	
Total comprehensive income for the year		-	-	-	37,523,736.91	787,100.77	-	787,100.77	38,310,837.68	4,262,644.35	42,573,482.03	
Balance at December 31, 2010		150,000,000.00	44,121,936.71	4,907,142.73	2,430,853.58	78,385,757.78	-	-	279,845,690.80	11,623,870.27	291,469,561.07	
Effects of changes in accounting policies	2	-	-	-	-	(2,759,686.70)	-	-	(2,759,686.70)	(8,594.30)	(2,768,281.00)	
Balance after adjustment		150,000,000.00	44,121,936.71	4,907,142.73	2,430,853.58	75,626,071.08	-	-	277,086,004.10	11,615,275.97	288,701,280.07	
Changes in shareholders' equity for the year:												
Appropriated to legal reserve	16	-	-	54,390.78	(54,390.78)	-	-	-	-	-	-	
Dividends paid	16	-	-	-	(30,000,000.00)	-	-	-	(30,000,000.00)	(4,699,610.98)	(34,699,610.98)	
Increase in non-controlling interests	5	-	-	-	-	-	-	-	-	(598,978.81)	(598,978.81)	
Total comprehensive income (loss) for the year		-	-	-	(39,728,293.17)	77,684,665.63	-	77,684,665.63	37,956,372.46	4,904,007.66	42,860,380.12	
Balance at December 31, 2011		150,000,000.00	44,121,936.71	4,907,142.73	2,485,244.36	5,843,387.13	-	77,684,665.63	285,042,376.56	11,220,693.84	296,263,070.40	

CMO PUBLIC COMPANY LIMITED AND SUBSIDIARIES AND JOINT VENTURE
(FORMERLY: CM ORGANIZER PUBLIC COMPANY LIMITED)

STATEMENTS OF CHANGES IN SHAREHOLDER'S EQUITY

FOR THE YEARS ENDED DECEMBER 31, 2011 AND 2010

(Unit: Baht)

	Separate financial statements							Total Shareholders' Equity	
	Notes	Issued and paid-up share capital	Premiums on share capital	Retained earnings (deficit)		Other components of shareholders' equity			Total
				Appropriated to legal reserve	Unappropriated	Surplus on land revaluation	other components of shareholders' equity		
Balance at January 1, 2010		150,000,000.00	78,307,760.00	12,478,135.53	(46,663,958.82)	-	-	194,121,936.71	
Changes in shareholders' equity for the year:									
Transfer legal reserve for the deficit	16	-	-	(12,478,135.53)	12,478,135.53	-	-	-	
Surplus compensate for the deficit	16	-	(34,185,823.29)	-	34,185,823.29	-	-	-	
Appropriated to legal reserve		-	-	2,430,853.58	(2,430,853.58)	-	-	-	
Total comprehensive income for the year		-	-	-	48,617,071.53	-	-	48,617,071.53	
Balance at December 31, 2010		150,000,000.00	44,121,936.71	2,430,853.58	46,186,217.95	-	-	242,739,008.24	
Effects of changes in accounting policies	2	-	-	-	(737,648.00)	-	-	(737,648.00)	
Balance after adjustment		150,000,000.00	44,121,936.71	2,430,853.58	45,448,569.95	-	-	242,001,360.24	
Changes in shareholders' equity for the year:									
Appropriated to legal reserve	16	-	-	54,390.78	(54,390.78)	-	-	-	
Dividends paid	16	-	-	-	(30,000,000.00)	-	-	(30,000,000.00)	
Total comprehensive income (loss) for the year		-	-	-	(30,173,811.50)	3,000,000.00	3,000,000.00	(27,173,811.50)	
Balance at December 31, 2011		150,000,000.00	44,121,936.71	2,485,244.36	(14,779,632.33)	3,000,000.00	3,000,000.00	184,827,548.74	

Changes in shareholders' equity for the year:

Total comprehensive income for the year



Changes in shareholders' equity for the year:

Total comprehensive income (loss) for the year

CMO PUBLIC COMPANY LIMITED AND SUBSIDIARIES AND JOINT VENTURE
(FORMERLY: CM ORGANIZER PUBLIC COMPANY LIMITED)

STATEMENTS OF CASH FLOWS

FOR THE YEARS ENDED DECEMBER 31, 2011 AND 2010

(Unit: Baht)

	Consolidated financial statements		Separate financial statements	
	2011	2010	2011	2010
Cash Flows from Operating Activities:				
Profit (loss) before income tax expenses	(21,554,041.90)	58,506,668.68	(30,173,811.50)	56,060,725.97
Adjustments to reconcile profit (loss) to net cash flow				
from (used in) operating activities:				
Depreciation	55,977,747.10	45,336,478.82	21,447,239.04	9,385,409.97
Loss on land revaluation	1,479,937.06	-	1,479,937.06	-
Loss on assets impairment	25,118,347.82	-	25,118,347.82	-
Allowance for doubtful accounts (reversal)	2,704,790.01	(2,533,973.32)	(263,861.58)	(11,738.32)
Allowance for decline in value of inventories	1,455,282.21	197,773.95	592,899.65	197,773.95
Provision for contingent liabilities	1,763,922.15	2,000,000.00	-	2,000,000.00
Estimation of employee benefit obligations	325,156.50	-	87,741.50	-
Share of (profit) loss from investments using the equity method	20,487.17	(66,007.27)	-	-
Dividend income	-	-	(19,631,283.98)	(30,246,782.52)
(Gain) loss on sales of fixed assets	(2,010,374.35)	(294,440.43)	(1,062,807.11)	3,295.83
Loss on disposal of investment in associate	-	4,096,204.48	-	-
Gain on disposal of investment in subsidiaries	(587,548.13)	-	(220,000.00)	-
Written off withholding tax	1,931,009.25	4,220,752.61	342,255.89	2,368,891.24
Interest expenses	16,204,406.34	14,486,887.26	12,907,006.27	11,623,637.17
Profit from Operating Activities before Changes				
in Operating Assets and Liabilities	82,829,121.23	125,950,344.78	10,623,663.06	51,381,213.29
Operating assets (increased) decreased				
Trade and other receivables	67,172,261.86	(156,579,881.73)	90,142,961.95	(143,838,277.47)
Work in process and supplies	(80,332,733.31)	(2,220,358.48)	(82,747,940.96)	(2,141,140.84)
Unbilled receivable under litigation process	128,476,484.11	-	128,476,484.11	-
Other non-current assets	(12,150,894.81)	16,116,140.04	(14,632,287.02)	15,633,250.04
Operating liabilities increased (decreased)				
Trade and other payables	7,955,935.90	80,339,047.00	(39,244,586.87)	119,724,990.38
Other non-current liabilities	(18,120.00)	(123,881.48)	-	-
Cash from operating activities	193,932,054.98	63,481,410.13	92,618,294.27	40,760,035.40
Interest paid	(16,324,898.70)	(14,272,038.74)	(12,966,763.12)	(11,468,855.06)
Income tax paid	(29,447,557.94)	(17,501,769.40)	(15,235,030.59)	(9,189,929.80)
Net cash from operating activities	148,159,598.34	31,707,601.99	64,416,500.56	20,101,250.54




CMO PUBLIC COMPANY LIMITED AND SUBSIDIARIES AND JOINT VENTURE

(FORMERLY: CM ORGANIZER PUBLIC COMPANY LIMITED)

STATEMENTS OF CASH FLOWS

FOR THE YEARS ENDED DECEMBER 31, 2011 AND 2010

(Unit: Baht)

	Consolidated financial statements		Separate financial statements	
	2011	2010	2011	2010
Cash Flows from Investing Activities:				
(Increase) decrease in restricted deposits at bank	3,689,415.82	(3,713,410.85)	1,897,832.97	(1,909,562.88)
Cash received from loans to related companies	-	-	3,650,000.00	200,000.00
Cash payment of loans to related companies	(25,000.00)	(25,000.00)	(725,000.00)	(675,000.00)
Investments in subsidiaries	-	-	-	(850,000.00)
Cash received from sales of investment in associate	-	2,939,927.81	-	-
Cash received from sales of investment in subsidiary	1,320,000.00	-	1,320,000.00	-
Decrease in net assets of disposed subsidiary	(732,451.87)	-	-	-
Dividend income from investments	-	-	-	249,982.50
Purchase of fixed assets	(33,918,998.80)	(56,802,493.38)	(21,302,759.58)	(26,116,406.81)
Cash received from sales of fixed assets	2,216,267.11	526,996.50	1,112,149.53	4,672.90
Net cash used in investing activities	(27,450,767.74)	(57,073,979.92)	(14,047,777.08)	(29,096,314.29)
Cash Flows from Financing Activities:				
Increase (decrease) in bank overdraft and short-term loans				
from financial institutions - net	240,722.02	(10,287,253.25)	26,887,989.73	(20,519,337.81)
Cash payments for financial lease agreements	(11,442,544.13)	(7,838,578.20)	(461,865.31)	(252,130.53)
Cash received from loans from related parties	9,500,000.00	17,000,000.00	32,500,000.00	31,491,969.33
Repayment of short-term loans from related parties	(31,100,000.00)	(1,400,000.00)	(52,099,850.00)	(18,245,000.00)
Received from short-term loan from third party	12,000,000.00	23,100,000.00	12,000,000.00	23,100,000.00
Repayment of short-term loan from third party	(30,000,000.00)	(11,100,000.00)	(30,000,000.00)	(11,100,000.00)
Cash received from long-term loans from financial institution	-	7,300,000.00	-	-
Repayment of long-term loans from financial institution	(9,071,084.67)	(7,912,964.26)	(2,676,000.00)	(2,671,964.26)
Increase (decrease) in non-controlling interests from disposed investment	(598,978.81)	900,000.00	-	-
Dividends paid	(34,699,610.98)	-	(30,000,000.00)	-
Net cash from (used in) financing activities	(95,171,496.57)	9,761,204.29	(43,849,725.58)	1,803,536.73
Net increase (decrease) in cash and cash equivalents	25,537,334.03	(15,605,173.64)	6,518,997.90	(7,191,527.02)
Currency translation differences	-	787,100.77	-	-
Cash and cash equivalents, Beginning of years	6,014,991.72	20,833,064.59	434,757.10	7,626,284.12
Cash and cash equivalents, End of years	31,552,325.75	6,014,991.72	6,953,755.00	434,757.10
Supplemental Disclosures of Cash Flows Information				
Increased in assets from financial lease agreements during the years	31,740,211.31	11,443,150.94	2,666,467.20	-
Increase (decrease) in accounts payable for purchase fixed assets during the years	(6,514,820.40)	-	(6,514,820.40)	1,291,532.90
Offsetting dividend received against trade payable - subsidiary	-	-	19,631,283.98	29,996,800.02



CMO PUBLIC COMPANY LIMITED AND SUBSIDIARIES AND JOINT VENTURE
(FORMERLY: CM ORGANIZER PUBLIC COMPANY LIMITED)
NOTES TO THE FINANCIAL STATEMENTS
FOR THE YEARS ENDED DECEMBER 31, 2011 AND 2010

1. GENERAL INFORMATION

CMO Public Company Limited (“the Company”) was incorporated under Thai laws on June 5, 1991, and was subsequently transformed from a juristic person under the Civil and Commercial code as “a Company Limited” to be a juristic person under the Public Company Limited Act B.E. 2535 on December 29, 2003. Formerly, the Company was named CM Organizer Public Company Limited and the Company registered the change of its name to “CMO Public Company Limited” on December 23, 2011. The Company’s primary business is event management for public events, exhibitions and entertainment activities. The Company’s registered office is located at 1471 Soi Ladprao 94, Ladprao Rd., Plubpla, Wangthanglang, Bangkok.

2. BASIS FOR PRESENTATION OF THE FINANCIAL STATEMENTS

The financial statements are prepared in accordance with Thai Financial Reporting Standards (“TFRS”) including related interpretations and guidelines promulgated by the Federation of Accounting Professions (“FAP”) and with generally accepted accounting principles in Thailand.



The presentation of the financial statements has been made in compliance with the stipulations of the Notification of the Department of Business Development dated September 28, 2011, issued under the Accounting Act B.E. 2543.

They are prepared on the historical cost basis, except as disclosed in respective accounting policies.

The interim financial statements have been prepared in the Thai language and expressed in Thai Baht. Such interim financial statements have been prepared for domestic reporting purposes. For the convenience of the readers not conversant with the Thai language, an English version of the interim financial statements has been provided by translating from the Thai version of the interim financial statements.

The preparation of financial statements in conformity with Thai Financial Reporting Standard requires management to make judgments, estimates and assumptions that affect the application of policies and reported amounts of assets, liabilities, income and expenses. The estimates and associated assumptions are based on historical experience and various other factors that are believed to be reasonable under the circumstances. Therefore, actual result may differ from these estimates.

The estimates and underlying assumptions are reviewed on an ongoing basis. Revisions to accounting estimates are recognized in the period in which the estimate is revised, if the revision affects only that period, or in the period of the revision and future periods, if the revision affects both current and future periods.



Basis of consolidated financial statement presentation



The consolidated financial statements related to the Company and its subsidiaries and the interest in the joint venture (together referred to as the “Group”) as follows:

<u>Subsidiaries</u>	<u>Nature of business</u>	<u>% Equity interest owned by the Company</u>	
		<u>31 December 2011</u>	<u>31 December 2010</u>
PM Center Co., Ltd.	Rental equipment for Image, Lighting, Sound and Effects.	99.99	99.99
The Eyes Co., Ltd.	Production of multi-vision slide, video, multimedia and computer graphics.	99.95	99.95
Workmanship Set and Design Co., Ltd.	Designing, fixing, composing and construction of sign boards and construction work for the trade fair and exhibition.	90.00	90.00
M Thirty One Co., Ltd.	Full range services of music productions both studio to live music production, corporate music and concert and contractors to install materials and equipment.	-	55.00
Exposition Technology Co., Ltd.	Electrical and lighting services	40.00	40.00
<u>The subsidiary held by PM Center Co., Ltd.</u>			
Set Up Solution Co., Ltd.	Installation of equipment for Image system, Lighting, Sound, Effects and transportation services	99.85	-
<u>Joint venture</u>			
Dream Box and CM Organizer Joint Venture	The musical show and stage play.	50.00	50.00

On September 1, 2011, the subsidiary acquired ordinary shares of Set Up Solution Co., Ltd., in the amount of Baht 0.2 million for 1,997 shares at Baht 100 per share (par value).

The financial statements of Exposition Technology Co., Ltd. are included in the consolidated financial statements even though the Company’s shareholding is 40 percent. This is because the Company has control over its financial and operating policies, and it is therefore regarded as a subsidiary company.

All significant intercompany transactions and accounts were eliminated in preparing the consolidated financial statements.

Subsidiary is an entity controlled by the Company. Control exists when the Company has the power, directly or indirectly through other subsidiaries, to govern the financial and operating policies of an entity so as to obtain benefits from its activities. The financial statements of the subsidiary are included in the consolidated financial statements from the date that control commences until the date that control ceases.

The preparations of the consolidated financial statements have been based on the same accounting policies for the same or similar accounting transactions or accounting events.

Transition to new and revised TFRS

During the year 2010 and 2011, the Federation of Accounting Professions (“FAP”) has issued Notifications, mandating the use of new and revised Thai Accounting Standards (“TAS”), Thai Financial Reporting Standards (“TFRS”), Thai Financial Reporting Interpretation (“TFRI”), Thai Accounting Standards Interpretation (“TI”) and announcements which are effective for the financial statements for the period beginning on or after January 1, 2011 as follows:

<u>TAS/TFRS/TFRI/TI/</u>	<u>Topic</u>
<u>FAP’s Announcements</u>	
TAS 1 (revised 2009)	Presentation of Financial Statements
TAS 2 (revised 2009)	Inventories
TAS 7 (revised 2009)	Statement of Cash Flows
TAS 8 (revised 2009)	Accounting Policies, Changes in Accounting Estimates and Errors
TAS 10 (revised 2009)	Events After the Reporting Period
TAS 11 (revised 2009)	Construction Contracts
TAS 16 (revised 2009)	Property, Plant and Equipment
TAS 17 (revised 2009)	Leases
TAS 18 (revised 2009)	Revenue
TAS 19	Employee Benefits
TAS 23 (revised 2009)	Borrowing Costs
TAS 24 (revised 2009)	Related Party Disclosures
TAS 26	Accounting and Reporting by Retirement Benefit Plans
TAS 27 (revised 2009)	Consolidated and Separate Financial Statements
TAS 28 (revised 2009)	Investments in Associates
TAS 29	Financial Reporting in Hyperinflationary Economies
TAS 31 (revised 2009)	Interests in Joint Ventures




<u>TAS/TFRS/TFRI/TI/</u>	<u>Topic</u>
<u>FAP's Announcements</u>	
TAS 33 (revised 2009)	Earnings per Share
TAS 34 (revised 2009)	Interim Financial Reporting
TAS 36 (revised 2009)	Impairment of Assets
TAS 37 (revised 2009)	Provisions, Contingent Liabilities and Contingent Assets
TAS 38 (revised 2009)	Intangible Assets
TAS 40 (revised 2009)	Investment Property
TFRS 2	Share – Based Payments
TFRS 3 (revised 2009)	Business Combinations
TFRS 5 (revised 2009)	Non-current Assets Held for Sale and Discontinued Operations
TFRS 6	Exploration for and Evaluation of Mineral Resources
TFRI 15	Agreements for the Construction of Real Estate
TI 31	Revenue – Barter Transactions Involving Advertising Services
FAP's Announcement No. 16/2011	Disclosure Guidance on Related Party Transactions with Government
FAP's Announcement No. 17/2011	Transitional Procedures for Other Long-term Employee Benefits
FAP's Announcement No. 18/2011	Accounting Guidance on Revaluation of Assets
FAP's Announcement No. 19/2011	Accounting Guidance for Condominiums

The Group has initially adopted new and revised TFRS as requirement of each TFRS. The transition from previous generally accepted accounting principles to new and revised TFRS affected the Group's financial position and financial performance as follows:

The Changes of TAS 1 (revised 2009) and affecting the Company as follow:

Under the revised standard, a set of financial statements comprises of:

- Statement of financial position;
- Statement of comprehensive income;
- Statement of changes in shareholders' equity;
- Statement of cash flows; and
- Notes to the financial statements





As a result, the Company presents all owner changes in shareholders' equity in the statement of changes in shareholders' equity and all non-owner changes in shareholders' equity in the statement of comprehensive income. Previously, all such changes were included in the statement of changes in shareholders' equity.

Comparative information has been re-presented so that it also is in conformity with the revised standard. The change in accounting policy only impacts presentation aspects, there is no impact on reported profit and loss or earnings per share

The changes of TAS 16 (revised 2009)

The Group reviewed useful life of the assets and had changed the estimated useful life of its building from 20 years to 30 years. The changes have been applied prospectively in accordance with the transitional provisions of the revised TAS since January 1, 2011. The effect of such changes in useful life resulted in the decrease in depreciation expense for the year ended December 31, 2011 in the amount of Baht 1.75 million in the consolidated financial statements and Baht 0.51 million in the separate financial statements.

The changes of TAS 19

The management of the Group has determined that the obligation incurred from the employee benefits as at January 1, 2011 for post-employment benefits is the amount of Baht 2.77 million in the consolidated financial statements and Baht 0.74 million in the separate financial statements by applying a transitional provision that such obligation recognized and accounted for immediately in retained earnings at the transition date.

The effect of such change is summarized as follows:

	(Unit: Baht)	
	Consolidated financial statements	Separate financial statements
<u>The Statements of Comprehensive Income</u>		
<u>For the year ended December 31, 2011</u>		
Decrease in depreciations resulting in		
Decrease in administrative expenses	1,748,709.03	508,222.33
Increase in employee expenses resulting in		
Increase in administrative expenses	(325,156.50)	(87,741.50)
Increase in profit	<u>1,423,552.53</u>	<u>420,480.83</u>
Increase in earnings per share:		
- Basic earnings per share (in Baht)	<u>0.0095</u>	<u>0.0028</u>
<u>The Statements of Financial Position as at January 1, 2011</u>		
Increase in employee benefit obligations	2,768,281.00	737,648.00
Decrease in retained earnings-inappropriated	2,759,686.70	737,648.00
Decrease in non-controlling interest	8,594.30	-



Transition to new and revised TFRS effecting the future period

During the years 2010 and 2011, the Federation of Accounting Professions (“FAP”) has issued new and revised Thai Accounting Standards (“TAS”), Thai Accounting Standards Interpretations (“TI”) which are effective for the financial statements for the period beginning on or after January 1, 2013 as follows:

<u>TAS/TI</u>	<u>Topic</u>
TAS 12	Income Taxes
TAS 20 (revised 2009)	Accounting for Government Grants and Disclosures of Government Assistance
TAS 21 (revised 2009)	The Effects of Changes in Foreign Exchange Rate
TI 10	Government Assistance – In Case of No Specific Relation to Operating Activities
TI 21	Income Taxes – Recovery of Revalued Non-Depreciable Assets
TI 25	Income Taxes – Changes in the Tax Status of an Enterprise or its Shareholders

The management of the Company is assessing the impacts of these standards and interpretations on the financial statements for the year in which they are initially applied.

3. SUMMARY OF SIGNIFICANT ACCOUNTING POLICIES

Revenues and Expenses Recognitions

Revenues and expenses are recognized on an accrual basis.

Revenues from event management of public shows, exhibitions and entertainment events are recognized when the services are completed. Revenues from completed service but unbilled has presented in unbilled receivable which included in trade accounts receivable.

Revenues from decoration construction are recognized based on the percentage of completion computing on the proportion of actual cost incurred compared to the estimated total cost. Uninvoiced income is presented as unbilled receivable included as part of account receivable while the respective cost is presented in statement of comprehensive income.

Revenues from rental of Image, Lighting, and Sound, and Effect techniques equipment are recognized when the services are completed.

Revenues from the production of slide, multivision, video, multimedia and computer graphics are recognized when the productions are delivered to the customers.

Revenues from service of music and artist management are recognized when the services are completed.

Cost of uncompleted jobs or undelivered jobs are recorded as work in process.



Cash and Cash Equivalents

Cash and cash equivalents presented in the statements of cash flows, comprise of cash in hand, deposits at financial institutions with a maturity period not over 3 months except for cash at bank held as collateral.

Allowance for Doubtful Accounts

The Company and subsidiaries provide an allowance for doubtful accounts equal to the estimated uncollectible amount which is based on collection experience and analysis of the current status of individual receivables.

Work in process and supplies

Cost of work, which is not yet recognized as revenues, is recorded in work in process using the invoiced value after discounting.

Supplies are stated at cost by using First-in, First-out method.

Investment in subsidiaries, associated company and joint venture

Investments in associated company and joint venture are presented in the consolidated financial statements by using the equity method.

Investments in subsidiaries, associated company and joint venture are presented in the separate financial statements by using the cost method, and adjusted impairment, if any.

The Company presented the outstanding balance of the negative goodwill arisen from the acquisition of the investment in a subsidiary company as "Discount on Investment" shown under the shareholders' equity. This will be recognized in the statement of comprehensive income when the investment is disposed.

Property, plant and equipment and depreciation

The Group has changed the accounting policy relating to revaluation of land from being stated at cost less impairment loss (if any) to prospective application of being stated at revalued amount. The effect of change has increased the value of land in consolidated financial statements and separate financial statements as at December 31, 2011 of Baht 76.21 million and Baht 1.52 million respectively, loss on land revaluation in the consolidated financial statements and separate financial statements amounting to Baht 1.48 million and increased in surplus on land revaluation in consolidated financial statements and separate financial statements of Baht 77.69 million and Baht 3.00 million, respectively. The Group hasn't applied TAS 12 yet. If such standard is applied, the Group will have to recognize deferred tax liabilities relating to revaluation of land amounting to Baht 22.86 million in consolidated financial statements and Baht 0.50 million in separate financial statements, and to reduce surplus on land revaluation with the same amount.

Buildings and equipment are stated at cost less accumulated depreciation and impairment loss from assets (if any).



CMO PUBLIC COMPANY LIMITED

Depreciation is computed by the straight-line method based on the estimated useful lives of the assets as follows:-

	Useful life (years)	
	2011	2010
Buildings	30	20
Building improvements	5	5
Building and equipment on leased space	The remaining lease term of 21 months	The remaining lease term of 21 months
Operating equipment	3, 5	3, 5
Office equipment	3, 5	3, 5
Furniture and fixtures	5	5
Vehicles	5	5

In 2011, the Group had reviewed the useful life of the assets and changed the estimated useful life of building from 20 years to 30 years effective on January 1, 2011.

Financial lease agreements

The Group record operating equipment and vehicle under financial leases as assets and liabilities in their balance sheets at amounts equal to the fair value of the leased assets at the inception of the lease or, if lower, at the present value of the minimum lease payments. In calculating the present value of the minimum lease payments, the discount factor is the lease's implicit interest rate. Interest expense is allocated to periods during the lease term according to the remaining balance of the liability for each period.


Employee benefits

Short-term benefits

The Group recognizes salaries, wages, bonus and social security contribution as expenses on an accrual basis.

Post-employment benefits – defined benefit plan

The employee benefits liabilities in relation to the severance payment under the labor law are recognized as a charge to results of operations over the employee's service period. It is calculated by the estimation of the amount of future benefit to be earned by the employee in return for the service provided to the Group through the service period up to the retirement age and the amount is discounted to determine the present value. The reference discount rate is the yield rate of government bonds as at the reporting date. The calculation is based on the actuarial technique using the Projected Unit Credit Method.



CMO
CMO PUBLIC COMPANY LIMITED

OK

When the actuarial assumptions are changed, the Group recognizes actuarial gains or losses in the profit or loss in the period in which they arise.

Provisions

Provisions are recognized when the Group has a present obligation as a result of a past event, it is probable that an outflow of resources embodying economic benefits will be required to settle the obligation, and a reliable estimate can be made of the amount of the obligation.

Corporate Income Tax

Income tax for the year is calculated from the net profit for the year adjusted by non-deductible expenses or non-taxable income and multiplied by the income tax rate stipulated by the Revenue Code.

Transactions in Foreign Currencies

Foreign currency transactions are translated into Baht at the exchange rates ruling on the transaction dates. Monetary assets and liabilities denominated in foreign currencies outstanding at the balance sheet dates are translated into Baht at the exchange rates ruling on the balance sheet dates. Gain or losses on exchange rates are recognized as income or expenses for the year.

Basic Earnings (Loss) per Share

Basic earnings (loss) per share is computed by dividing the profit (loss) for the year by the weighted average number of issued and paid-up common shares during the year.

Financial instruments

The Group has no policy to speculate in or engage in the trading of any financial derivative instruments.

4. SIGNIFICANT ACCOUNTING JUDGMENTS AND ESTIMATES

The preparation of financial statements in conformity with generally accepted accounting principles at times requires management to make subjective judgments and estimates regarding matters that are inherently uncertain. These judgments and estimates affect reported amounts and disclosures and actual results could differ. Significant judgments and estimates are as follows:

Allowance for doubtful accounts

In determining an allowance for doubtful accounts, the management needs to make judgment and estimates based upon, among other things, past collection history, aging profile of outstanding debts and the prevailing economic condition.



Allowance for diminution in value of inventory

The determination of allowances for diminution in the value of inventory, requires management to make judgments and estimates. The allowance for decline in net realizable value is estimated based on the selling price expected in the ordinary course of business; and provision for obsolete, slow-moving and deteriorated inventories, that is estimated based on the approximate useful life of each type of inventory.

Leases

In determining whether a lease is to be classified as an operating lease or finance lease, the management is required to use judgment regarding whether significant risk and rewards of ownership of the leased asset has been transferred, taking into consideration terms and conditions of the arrangement.

Property, plant and equipment / Depreciation

In determining depreciation of plant and equipment, the management is required to make estimates of the useful lives and salvage values of the Group's plant and equipment and to review estimate useful lives and salvage values when there are any changes.

In addition, the management is required to review property, plant and equipment for impairment on a periodical basis and record impairment losses in the period when it is determined that their recoverable amount is lower than the carrying amount. This requires judgments regarding forecast of future revenues and expenses relating to the assets subject to the review.

Goodwill

The initial recognition and measurement of goodwill, and subsequent impairment testing, require management to make estimates of cash flows to be generated by the asset or the cash generating units and to choose a suitable discount rate in order to calculate the present value of those cash flows.

5. RELATED PARTY TRANSACTIONS

The Company had business transactions with related parties. These parties are directly and indirectly related through common shareholding and/or directorship. The financial statements reflect the effects of these transactions on the basis determined by the Company and the parties concerned. For the years ended December 31, 2011 and 2010, the significant transactions with related parties can be summarized as follows:

OK



(Unit: Thousands Baht)

	Consolidated financial statements		Separate financial statements	
	2011	2010	2011	2010
Transactions between the Company and related parties				
For the years ended December 31,				
<u>Subsidiaries</u>				
Revenue from services	-	-	-	717
Dividend income	-	-	19,631	30,247
Other income	-	-	4,792	390
Interest income	-	-	-	188
Cost of services	-	-	67,740	77,554
Other expenses	-	-	883	1,363
Interest expenses	-	-	1,225	1,091
Doubtful debt	-	-	-	3,000
<u>Related Companies</u>				
Revenue from services	-	109	-	-
Cost of services	-	101	-	-
Interest expenses	202	-	202	-
<u>Directors</u>				
Interest expenses	640	427	221	340
<u>Related parties</u>				
Interest expenses	673	412	673	384

Management compensation – for key management personnel

For the year ended December 31, 2011, these consist of the following:

	(Unit: Baht)	
	Consolidated financial statements	Separate financial statements
Short-term benefits	36,108,025.95	20,243,498.00
Post-employment benefits	237,880.30	58,165.28
Total	36,345,906.25	20,301,663.28

The Company has transactions with related parties by using cost plus profit.



The outstanding balances as at December 31, 2011 and 2010 of the above transactions have been separately shown in the statements of financial position and consist of the following:

(Unit: Thousands Baht)

	Consolidated financial statements		Separate financial statements	
	2011	2010	2011	2010
<u>Trade receivables - related companies</u>				
PM Center Co.,Ltd.	-	-	-	194
Dream Box and CM Organizer Joint Venture	45	45	45	45
M Thirty One Co., Ltd.	-	-	-	10
The Eyes Co., Ltd.	-	-	2,780	-
Total trade receivables - related companies	45	45	2,825	249
<u>Other receivables - related companies</u>				
Exposition Technology Co., Ltd.	-	-	-	15
<u>Accrued interest - related companies</u>				
Dream Box and CM Organizer Joint Venture	7	7	7	7
Workmanship Set and Design Co.,Ltd.	-	-	-	48
M Thirty One Co., Ltd.	-	-	-	2
Total accrued interest - related companies	7	7	7	57
Less: Allowance for doubtful accounts	(7)	(7)	(7)	(7)
Total accrued interest - related companies - net	-	-	-	50
<u>Short-term loan to related companies</u>				
Workmanship Set and Design Co.,Ltd.	-	-	500	3,000
M Thirty One Co., Ltd.	-	-	-	450
Dream Box and CM Organizer Joint Venture	100	75	100	75
Total short-term loan to related companies	100	75	600	3,525
Less: Allowance for doubtful accounts	(50)	(50)	(550)	(3,050)
Total short-term loan to related companies - net	50	25	50	475



During the years, the Company had movements on loans to related parties as follow:-

(Unit: Thousands Baht)

	Consolidated financial statements		Separate financial statements	
	2011	2010	2011	2010
<u>Short-term loan to related companies</u>				
<u>Subsidiaries</u>				
Balance at beginning of the years	-	-	3,450	7,416
Increase during the years	-	-	700	650
Decrease during the years	-	-	(3,650)	(216)
Disposal during the years	-	-	-	(4,400)
Balance at end of the years	-	-	500	3,450
<u>Related parties</u>				
Balance at beginning of the years	75	50	75	50
Increase during the years	25	25	25	25
Balance at end of the years	100	75	100	75
Total short-term loan to related parties	100	75	600	3,525
<u>Long-term loan to related company</u>				
<u>Subsidiaries</u>				
Balance at beginning of the years	-	-	-	42,757
Disposal during the years	-	-	-	(42,757)
Total long-term loan to related company	-	-	-	-

The Company charged interest on loan to related parties by MOR rate per annum.

Investment – net

Investments in subsidiaries and joint venture as at December 31, are as follow:

(Unit: Thousands Baht)

	Company	Relationships	Consolidated financial statements					
			2011			2010		
			Paid-up capital	Owner ship %	Equity method	Paid-up capital	Owner ship %	Equity method
<u>Joint Venture</u>								
	Dream Box and CM Organizer	Common management	160	50.00	-	160	50.00	-
	Joint Venture	and shareholdings	-	-	-	-	-	-
	Total Investment		-	-	-	-	-	-

CMO PUBLIC COMPANY LIMITED

On February 25, 2010, a subsidiary has disposed the investment in common stock of Max Evolution Co., Ltd. of 26,667 shares at Baht 110.25 per share. The Company has recognized the loss from disposal of investment in associate on the consolidated statement of comprehensive income for the year ended December 31, 2010 amounting to Baht 4.10 million. The Company recorded share of profit from investments in associated company using equity method according to the unreviewed financial statement in the consolidated statement of comprehensive income for the year ended December 31, 2010 of Baht 0.07 million.

(Unit: Thousands Baht)

Company	Relationships	Separate financial statements					
		2011			2010		
		Paid-up capital	Owner ship %	Cost method	Paid-up capital	Owner ship %	Cost method
<u>Investment in subsidiaries</u>							
PM Center Co., Ltd.	Common management and shareholdings	135,000	99.99	134,999	135,000	99.99	134,999
The Eyes Co., Ltd.	Common management and shareholdings	15,000	99.95	14,601	15,000	99.95	14,601
Workmanship Set and Design Co.,Ltd.	Common management and shareholdings	3,000	90.00	2,700	3,000	90.00	2,700
M Thirty One Co., Ltd.	Common management and shareholdings	-	-	-	2,000	55.00	1,100
Exposition Technology Co.,Ltd.	Common management and shareholdings	2,000	40.00	5,400	2,000	40.00	5,400
<u>Joint Venture</u>							
Dream Box and CM Organizer Joint Venture	Common management and shareholdings	160	50.00	80	160	50.00	80
Total investment				157,780			158,880
Less: Impairment of investment				(2,700)			(2,700)
Total investment - net				155,080			156,180

Handwritten signature

Handwritten signature



(Unit: Thousands Baht)

Company	Relationships	Separate financial statements	
		2011	2010
For the years ended December 31,			
<u>Dividend income</u>			
PM Center Co., Ltd.	Common management and shareholdings	13,500	29,997
The Eyes Co., Ltd.	Common management and shareholdings	2,998	-
M Thirty One Co., Ltd.	Common management and shareholdings	-	250
Exposition Technology	Common management and shareholdings	3,133	-
Total dividend income		<u>19,631</u>	<u>30,247</u>



On September 1, 2011, a subsidiary invested in the ordinary shares of Setup Solution Co., Ltd., which was incorporated with the Ministry of Commerce on September 1, 2011 totaling 1,997 shares, at Baht 100 par value (100% paid-up), for a total amount of Baht 0.20 million, resulting in 99.85 % interest.

On June 16, 2011, the Company has disposed the investment in common stock of M Thirty One Co., Ltd. of 110,000 shares at Baht 12 per share. The Company has recognized the gain from disposal of investment on the consolidated statements of comprehensive income for the year ended December 31, 2011 of Baht 0.59 million.

On July 1, 2010, a subsidiary, A Link Co., Ltd., registered the change of its name to "M Thirty One Co., Ltd.". At the Extraordinary Meeting of Shareholders No. 2 / 2010 held on July 28, 2010, the subsidiary's shareholders held a resolution to increase the registered capital from Baht 1 million to Baht 1.5 million. The company offered a portion of increased share to third parties. As a result, the proportion of company's interest is diluted from 99.99% to 55%.

On October 29, 2010, the Extraordinary Meeting of Shareholders of M Thirty One Co., Ltd, a subsidiary company, passed a resolution to increase the Company's authorized share capital from Baht 1.5 million to Baht 2 million by issuing 50,000 new ordinary shares with a par value of Baht 10 per share. The subsidiary registered the increased share capital on October 29, 2010.

On July 1, 2008, the Company acquired ordinary shares of Exposition Technology Co., Ltd., in the amount of Baht 5 million equal to 4,000 shares at Baht 1,250 per share (Par value of Baht 100 per share). This incurred the excess of cost over the book value as at July 1, 2008 of the subsidiary company according to the unaudited or unreviewed financial statements of Baht 4.64 million.



CMO PUBLIC COMPANY LIMITED

(Unit: Thousands Baht)

	Consolidated financial statements		Separate financial statements	
	2011	2010	2011	2010
<u>Trade payable from related companies</u>				
PM Center Co., Ltd.	-	-	11,132	58,941
The Eyes Co., Ltd.	-	-	18,587	12,632
Exposition Technology Co.,Ltd.	-	-	3,228	10,153
Workmanship Set and Design Co., Ltd	-	-	-	730
Total trade payable related companies	-	-	32,947	82,456
<u>Other payable from related companies</u>				
PM Center Co., Ltd.	-	-	-	4,027
The Eyes Co., Ltd.	-	-	-	144
Exposition Technology Co., Ltd.	-	-	89	41
Workmanship Set and Design Co., Ltd	-	-	420	420
Related parties	-	-	-	76
Total other payable from related companies	-	-	509	4,708
<u>Short-term loan from related parties</u>				
PM Center Co., Ltd.	-	-	-	8,000
The Eyes Co., Ltd.	-	-	4,400	4,400
Exposition Technology Co., Ltd.	-	-	7,000	5,000
Related parties	-	8,000	-	8,000
Directors	-	13,600	-	5,600
Total short-term loan from related parties	-	21,600	11,400	31,000

The short-term loan from related parties was charged with interest rate of MOR per annum.

BL



[Handwritten signature]

During the years ended December 31, the Company had movements on the short - term loan from related parties as follow:-

(Unit: Thousands Baht)

	Consolidated financial statements		Separate financial statements	
	2011	2010	2011	2010
<u>Short-term loan from related parties</u>				
<u>Subsidiaries</u>				
Balance at beginning of the years	-	-	17,400	13,245
Increase during the years	-	-	23,000	21,000
Decrease during the years	-	-	(29,000)	(16,845)
Balance at end of the years	-	-	11,400	17,400
<u>Related parties</u>				
Balance at beginning of the years	8,000	-	8,000	-
Increase during the years	9,500	8,000	9,500	8,000
Decrease during the years	(17,500)	-	(17,500)	-
Balance at end of the years	-	8,000	-	8,000
<u>Directors</u>				
Balance at beginning of the years	13,600	6,000	5,600	5,000
Increase during the years	-	9,000	-	2,000
Decrease during the years	(13,600)	(1,400)	(5,600)	(1,400)
Balance at end of the years	-	13,600	-	5,600
Total short-term loan from related parties	-	21,600	11,400	31,000

During the year ended December 31, 2010, the Company's director approved to write off the receivables and investments and to adjust the respective allowance for doubtful accounts and allowance for impairment due to the closing down of its subsidiaries as follows:

(Unit: Thousands Baht)

	Bayon C M Organizer	CMO-KWCP
	Co., Ltd.	Co., Ltd.
Account receivables	4,791	1,286
Other account receivables	3,401	480
Accrued interest receivable	4,265	511
Short-term loan to related companies	-	4,400
Long-term loan to related companies	42,757	-
Investment	134	500



6. TRADE AND OTHER RECEIVABLES - NET

Trade and other receivables as at December 31, consisted of:

	Consolidated financial statements		Separate financial statements	
	2011	2010	2011	2010
(Unit: Baht)				
Trade receivables				
Trade receivables - related companies	44,720.00	44,720.00	2,825,270.00	248,720.00
Trade receivables - others	234,728,941.43	287,523,490.84	181,774,420.14	231,700,205.42
Total trade receivables	234,773,661.43	287,568,210.84	184,599,690.14	231,948,925.42
Less: Allowance for doubtful accounts	(20,166,285.88)	(17,461,495.87)	(15,422,177.32)	(15,222,177.32)
Trade receivables - net	214,607,375.55	270,106,714.97	169,177,512.82	216,726,748.10
Other receivables				
Other receivables - related companies	-	-	-	15,000.00
Advance payments	5,077,595.10	2,427,875.06	3,284,981.90	1,943,298.97
Prepaid expenses	2,348,328.03	1,546,032.05	1,831,851.58	1,802,103.18
Accrued dividends income	-	-	-	29,996,800.02
Accrued interest income - related companies	6,990.23	6,990.23	6,990.23	56,694.70
Others	1,873,416.58	4,500,360.66	139,982.71	1,044,744.05
Total other receivables	9,306,329.94	8,481,258.00	5,263,806.42	34,858,640.92
Less: Allowance for doubtful accounts	(6,990.23)	(6,990.23)	(6,990.23)	(6,990.23)
Total other receivables - net	9,299,339.71	8,474,267.77	5,256,816.19	34,851,650.69
Total trade and other receivables - net	223,906,715.26	278,580,982.74	174,434,329.01	251,578,398.79



Trade receivables can be classified by age analysis as follow:

	(Unit: Baht)			
	Consolidated financial statements		Separate financial statements	
	2011	2010	2011	2010
Trade receivables – related companies				
Not yet due	-	-	-	10,000.00
Past due				
Over 12 months	44,720.00	44,720.00	44,720.00	44,720.00
Unbilled receivables - related companies				
Not yet due	-	-	2,780,550.00	10,000.00
Past due				
Over 6 months but not over 12 months	-	-	-	184,000.00
Total trade receivables – related companies	44,720.00	44,720.00	2,825,270.00	248,720.00
Trade receivables - others				
Not yet due	125,319,401.56	140,637,220.99	90,971,461.25	107,041,942.18
Past due				
Less than 3 months	21,043,191.34	56,312,401.76	13,817,151.29	43,588,755.60
Over 3 months but not over 6 months	641,322.03	8,729,976.07	20,716.00	6,791,836.07
Over 6 months but not over 12 months	23,464,318.93	4,758,945.00	19,001,581.49	83,858.00
Over 12 months	19,678,579.04	17,286,188.10	13,734,250.15	14,772,574.65
Unbilled receivables - others				
Not yet due	25,148,816.37	40,128,496.01	24,795,947.81	39,750,976.01
Past due				
Less than 3 months	176,684.43	16,210,017.41	176,684.43	16,210,017.41
Over 3 months but not over 6 months	16,090,427.14	362,700.00	16,090,427.14	362,700.00
Over 6 months but not over 12 months	447,775.09	420,000.00	447,775.09	420,000.00
Over 12 months	2,718,425.50	2,677,545.50	2,718,425.50	2,677,545.50
Total trade receivables - others	234,728,941.43	287,523,490.84	181,774,420.15	231,700,205.42
Total	234,773,661.43	287,568,210.84	184,599,690.15	231,948,925.42
Less: Allowance for doubtful accounts	(20,166,285.88)	(17,461,495.87)	(15,422,177.33)	(15,222,177.32)
Trade receivables – net	214,607,375.55	270,106,714.97	169,177,512.82	216,726,748.10

As at December 31, 2011 and 2010, the Group discounted trade receivables with a company amounted of Baht 18.13 million and Baht 22.72 million, respectively. The Company and a subsidiary have factoring facility lines with a company totaling Baht 83 million and Baht 33 million in 2011 and 2010 respectively, which are guaranteed by some of the group's directors.



CMO PUBLIC COMPANY LIMITED

7. WORK IN PROCESS AND SUPPLIES - NET

Work in process and supplies as at December 31, consisted of:

(Unit: Baht)


	Consolidated financial statements		Separate financial statements	
	2011	2010	2011	2010
Supplies	2,712,814.92	1,915,588.22	-	-
Work in process	99,200,765.89	19,665,259.28	101,099,345.25	18,351,404.29
Loss on inventory devaluation	(1,653,056.16)	(197,773.95)	(790,673.60)	(197,773.95)
Total	100,260,524.65	21,383,073.55	100,308,671.65	18,153,630.34

8. UNBILLED RECEIVABLE UNDER LITIGATION PROCESS

As at December 31, 2010, the Company had an unbilled receivable in the governmental sector in amount of Baht 128.48 million. The debtor claimed that the services already performed by the Company are less than the contracted value by Baht 52.51 million.

During the year 2011, the Company had negotiated with the debtor by reducing the debt of Baht 5.61 million to the debtor. The Company already received an amount of Baht 122.87 million from the debtor. The Company had recorded the loss of Baht 5.61 million in statement of comprehensive income for the year ended December 31, 2011.





9. PROPERTY, PLANT AND EQUIPMENT - NET

Property, plant and equipment as at December 31, 2011 consisted of:

(Unit : Baht)

	Consolidated financial statement			As at December 31, 2011
	As at	Movement during the year		
	January 1, 2011	Increase	Decrease	
<u>Cost</u>				
Land				
- At cost	79,470,139.86	-	-	79,470,139.86
- Revaluation surplus	-	77,685,973.54	1,479,937.06	76,206,036.48
At appraised value	79,470,139.86	77,685,973.54	1,479,937.06	155,676,176.34
Buildings	86,303,329.06	-	-	86,303,329.06
Building improvements	7,396,414.59	30,000.00	887,240.20	6,539,174.39
Building and equipment on leased space	31,949,337.84	9,736,190.00	-	41,685,527.84
Operating equipment	346,568,627.94	42,039,323.97	34,181,029.92	354,426,921.99
Office equipment	44,196,587.88	4,057,849.27	666,382.67	47,588,054.48
Furniture and fixtures	2,863,428.69	198,708.78	1,302,967.31	1,759,170.16
Vehicles	23,455,351.50	5,908,919.64	4,317,757.01	25,046,514.13
Work in progress	2,778,036.56	206,185.56	-	2,984,222.12
Total	624,981,253.92	139,863,150.76	42,835,314.17	722,009,090.51
<u>Accumulated depreciation</u>				
Buildings	25,427,778.72	3,370,904.02	-	28,798,682.74
Building improvements	8,392,817.87	391,504.10	176,308.47	8,608,013.50
Building and equipment on leased space	503,763.99	15,233,686.10	-	15,737,450.09
Operating equipment	267,365,335.40	31,344,529.39	32,204,170.70	266,505,694.09
Office equipment	36,231,753.02	3,420,223.90	115,557.35	39,536,419.57
Furniture and fixtures	1,955,716.36	320,444.19	1,302,906.31	973,254.24
Vehicles	18,685,231.63	1,896,455.40	4,317,754.01	16,263,933.02
Total	358,562,396.99	55,977,747.10	38,116,696.84	376,423,447.25
<u>Allowance for impairment</u>	239,309.71			25,357,657.53
Net booked value	266,179,547.22			320,227,985.73

During the year ended December 31, 2011, the Group presents land at the appraised value appraised by the independent appraiser, dated February 9, 2011 by using the market value.

Depreciations for the years ended December 31, 2011 and 2010, amounted to Baht 55.98 million and Baht 45.34 million, respectively, in the Company's consolidated statements of comprehensive income.

As at December 31, 2011 and 2010, the Group's equipment and vehicles amounting to Baht 235.42 million and Baht 233.52 million, respectively, are fully depreciated but still in use



The Group's land and construction are mortgaged as collateral for letters of guarantee, bank overdrafts and loans from financial institutions.

(Unit : Baht)

	Separate financial statement			As at December 31, 2011
	As at	Movement during the year		
	January 1, 2011	Increase	Decrease	
<u>Cost</u>				
Land				
- At cost	17,224,998.06	-	-	17,224,998.06
- Revaluation surplus	-	3,000,000.00	1,479,937.06	1,520,062.94
At appraised value	17,224,998.06	3,000,000.00	1,479,937.06	18,745,061.00
Buildings	24,229,212.94	-	-	24,229,212.94
Building improvements	3,140,520.66	-	-	3,140,520.66
Building and equipment on leased space	31,949,337.84	9,736,190.00	-	41,685,527.84
Operating equipment	29,072,558.75	4,125,922.97	-	33,198,481.72
Office equipment	14,905,767.20	323,598.07	78,000.00	15,151,365.27
Vehicles	9,677,159.16	3,268,695.34	3,200,000.00	9,745,854.50
Total	130,199,554.61	20,454,406.38	4,757,937.06	145,896,023.93
<u>Accumulated depreciation</u>				
Buildings	5,894,633.92	968,747.44	-	6,863,381.36
Building improvements	4,236,859.70	215,926.97	-	4,452,786.67
Building and equipment on leased space	503,763.99	15,233,686.10	-	15,737,450.09
Operating equipment	22,862,315.34	3,606,144.03	-	26,468,459.37
Office equipment	11,379,067.02	1,295,573.46	28,658.58	12,645,981.90
Vehicles	9,556,982.56	127,161.04	3,199,999.00	6,484,144.60
Total	54,433,622.53	21,447,239.04	3,228,657.58	72,652,203.99
<u>Allowance for impairment</u>	239,309.71			25,357,657.53
Net booked value	75,526,622.37			47,886,162.41

Depreciations for the years ended December 31, 2011 and 2010, amounted to Baht 21.45 million and Baht 9.39 million, respectively, in the Company's separate statements of comprehensive income.

As at December 31, 2011 and 2010, the Company's equipment and vehicles amounting to Baht 36.03 million and Baht 35.18 million, respectively, are fully depreciated but still in use.

10. BANK OVERDRAFTS AND SHORT-TERM LOANS FROM FINANCIAL INSTITUTIONS

Bank overdrafts and short-term loans from financial institutions as at December 31, consisted of:

(Unit: Baht)

	Consolidated financial statements		Separate financial statements	
	2011	2010	2011	2010
Bank overdrafts	24,640,445.05	55,420,270.75	16,112,437.03	30,353,100.69
Promissory notes	133,532,800.59	85,828,042.95	126,130,753.84	68,317,890.53
Factoring payable	-	16,684,209.92	-	16,684,209.92
Total bank overdrafts and short-term loans from financial institutions	158,173,245.64	157,932,523.62	142,243,190.87	115,355,201.14

As at December 31, 2011 and 2010, the Group had bank overdrafts and short-term loans facilities as follows:-

(Unit: Million Baht)

	2011	2010
CMO Public Company Limited and subsidiaries and joint venture	382	174
CMO Public Company Limited	349	132

As at December 31, 2011 and 2010, bank overdrafts, short-term loans, and long-term loan from financial institutions, charged with interest rates between the market rate and MOR, are guaranteed by some of the Company's and subsidiaries' directors and by a mortgage of the Group's land and construction.

As at December 31, 2010, the Company's transferred right of collections on its unbilled receivable amounted of Baht 128.48 million, as collateral for loans from the financial institution.



11. TRADE AND OTHER PAYABLES

Trade and other payables as at December 31, consisted of:

	Consolidated financial statements		Separate financial statements	
	2011	2010	2011	2010
(Unit: Baht)				
Trade payables				
Trade payables - related parties	-	-	32,946,871.50	82,455,626.33
Trade payables - others	66,774,695.90	132,515,157.84	45,193,585.41	100,001,046.14
Total trade payables	66,774,695.90	132,515,157.84	78,140,456.91	182,456,672.47
Other payables				
Account expenses	16,887,018.71	18,024,424.76	3,116,761.11	4,979,783.43
Accrued interest expense	39,557.39	214,250.34	-	85,186.22
Accrued withholding tax	4,198,785.55	7,039,951.71	2,422,378.62	5,657,614.20
Provision for contingent liabilities	1,763,922.15	4,691,775.00	-	4,691,775.00
Dividends payable	79,139.28	-	79,139.28	76,983.28
Accounts payable for purchases of fixed assets	3,145,396.75	9,660,217.15	3,145,396.75	9,660,217.15
Unearned income received from customers	90,683,386.92	4,710,004.14	67,631,835.80	1,989,422.37
Other payable from related companies	-	-	508,958.60	4,707,684.78
Others	10,672,516.91	14,283,606.17	2,942,355.53	9,132,391.80
Total other payables	127,469,723.66	58,624,229.27	79,846,825.69	40,981,058.23
Total trade and other payables	194,244,419.56	191,139,387.11	157,987,282.60	223,437,730.70

12. LIABILITIES UNDER FINANCIAL LEASE AGREEMENTS - NET

Liabilities under financial lease agreements as at December 31, consisted of:

	Consolidated financial statements		Separate financial statements	
	2011	2010	2011	2010
(Unit: Baht)				
Due within 1 year				
Minimum payments	16,628,453.73	8,123,991.47	726,265.85	139,971.13
Deferred interest	(2,060,901.79)	(766,669.80)	(138,638.38)	(31,487.47)
Present value of minimum payment	14,567,551.94	7,357,321.67	587,627.47	108,483.66
Due over 1 year not exceeding 5 years				
Minimum payments	22,516,416.11	8,485,470.93	2,218,701.35	278,445.00
Deferred interest	(1,390,959.70)	(447,451.43)	(249,253.29)	(34,455.02)
Present value of minimum payment	21,125,456.41	8,038,019.50	1,969,448.06	243,989.98
Net book value of equipment under finance leases agreements	47,348,253.86	23,769,648.70	3,276,219.27	392,847.17



The Group entered into lease agreements with certain companies for operating equipment and vehicles. The leases agreements have the terms of one to five years and bear interest rates between 4.22 % to 10.86 % per annum.

13. LONG-TERM LOANS FROM FINANCIAL INSTITUTION - NET

Long- term loans from financial institution as at December 31, consisted of:

(Unit: Baht)

	Consolidated financial statements		Separate financial statements	
	2011	2010	2011	2010
Long-term loans from banks	21,587,951.07	30,659,035.74	9,314,035.74	11,990,035.74
<u>Less</u> current portion	(9,072,000.00)	(9,072,000.00)	(2,676,000.00)	(2,676,000.00)
Long-term loans - net	12,515,951.07	21,587,035.74	6,638,035.74	9,314,035.74

On May 13, 2010, a subsidiary obtained long-term loan from a local bank totaling of Baht 7.3 million. The loan bears the interest at the rate of MLR per annum. The repayments of the principal will be made within 36 equal monthly installments of Baht 231,000 each starting in June 2010. The loans are guaranteed by a mortgage of the subsidiary's land and construction.

On June 25, 2009, the Company obtained long-term loan from a local bank totaling of Baht 16 million. The loan bears the interest at the rate of MLR per annum. The repayments of the principal will be made within 72 equal monthly installments of Baht 223,000 each starting in July 2009. The loans are guaranteed by a mortgage of the Company's land and construction.

On March 25, 2009, a subsidiary obtained long-term loan from a local bank totaling of Baht 8 million. The loan bears the interest at the rate of MLR per annum. The repayments of the principal will be made within 60 equal monthly installments of Baht 135,000 each starting in April 2009. The loans are guaranteed by a mortgage of the subsidiary's land and construction.

On November 7, 2007, a subsidiary obtained long-term loan from a local bank totaling of Baht 14 million. The loan bears the interest at the rate of MLR per annum. The repayments of the principal will be made within 84 equal monthly installments of Baht 167,000 each starting in December 2007. The loans are guaranteed by a mortgage of the subsidiary's land and construction.

14. SHORT-TERM LOAN FROM THIRD PARTY

During the year ended December 31, 2010, the Company issued the promissory notes to third party. The promissory notes were bearing interest rate between 6.12% to 15% per annum and had 3 months maturity term.



15. EMPLOYEE BENEFITS OBLIGATIONS

The Group made defined benefit plan in accordance with severance payment under the labor law which entitled retired employee within work service period in various rates, such as more than 10 years to receive severance payment not less than 300 days or 10 months of the last salary.

Movements of the present value of employee benefits obligation for the year ended December 31, 2011 are as follows:

	Unit: Baht	
	Consolidated financial statements	Separate financial statements
Employee benefit obligations at January 1, 2011	2,768,281.00	737,648.00
Current service cost for the year	194,214.88	52,803.50
Interest from obligations	130,941.62	34,938.00
Employee benefit obligations at December 31, 2011	3,093,437.50	825,389.50

Employee benefit expenses in the statements of comprehensive income for the year ended December 31, 2011 consisted of:

	Unit: Baht	
	Consolidated financial statements	Separate financial statements
Administrative expenses	325,156.50	87,741.50
Total employee benefits expenses	325,156.50	87,741.50

Principal actuarial assumptions as at December 31, 2011 (expressed as weighted averages) as follows:

	(Percentage/Year)	
	Consolidated financial statements	Separate financial statements
Discount rate	4.42	4.42
Future salary increases	6.93	6.93
Mortality rate	As Mortality Table 1997	As Mortality Table 1997

The actuarial assumption of discount rate is estimated from weighted average of yield rate of government bonds as at the end of reporting date that reflects the estimated timing of benefit payments.

The actuarial assumption of mortality rate for reasonable estimation of probability of retirement in the future is estimated from mortality table.



16. SHARE PREMIUM, LEGAL RESERVE AND DIVIDEND PAYMENT

Pursuant to annual meeting of shareholders held on April 22, 2010, the meeting approved to transfer legal reserve of Baht 12.48 million and premium on share capital of Baht 34.19 million to compensate for the accumulated losses of the Company as of December 31, 2009.

Legal reserve

In compliance with the Public Company Act, B.E. 2535 (1992), the Company set aside as a legal reserve at least 5% of its net profit until the reserve equal 10% of the authorized share capital. This reserve is not available for dividend distribution.

Share premium

Section 51 of the Public Companies Act B.E. 2535 requires companies to set aside share subscription received in excess of the par value to a reserve account ("share premium"). Share premium is not available for dividend distribution.

Dividend Payment

Pursuant to annual meeting of shareholders held on April 22, 2011, the shareholders authorized the payment of a dividend from the profit for the year 2010 to shareholders of Baht 0.20 per share, amounting to Baht 30 million to eligible shareholders. The dividend was paid on May 20, 2011.


17. EXPENSES BY NATURE

Expenses by nature for the years ended December 31, are as follows:

	(Unit : Thousands Baht)			
	Consolidated financial statements		Separate financial statements	
	2011	2010	2011	2010
Cost of service	545.25	583.65	390.04	398.14
Employee benefits	152.99	130.74	88.70	74.74
Depreciation	55.98	45.88	21.45	9.39
Loss on assets impairment	-	-	25.36	-
Advertising fee	4.85	2.31	4.48	1.33
Management compensation	36.35	34.30	20.30	20.79

18. FINANCIAL INFORMATION BY SEGMENT

The Group and joint venture operate the event management for public, exhibition and various entertainment activities. The revenues separated by business and by geographical segments are as follows:



For the year ended December 31, 2011

(Unit : Thousands Baht)

Consolidated Financial Statements

	Organizer	Rental Equipment	Production of Media	Designing Fixing	Music and Actor and Musician provider	Eliminated	Total
Revenues							
Marketing and Promotion Events	200,854						
Trade Shows and Exhibitions	104,651						
Public Events	201,069						
MICE	22,269						
Professional Exhibition Organizer	-						
Total	528,843	313,466	48,890	5,087	3,481	(80,080)	819,687
Cost of services							(648,153)
Gross profit							171,534
Other incomes							2,594
Selling expenses							(11,388)
Administrative expenses							(168,069)
Finance costs							(16,204)
Share of loss from investments using the equity method							(21)
Loss before income tax expense							(21,554)
Tax expense							(13,272)
Loss for the year							(34,826)
Other comprehensive income :							
Surplus on land revaluation							77,686
Total comprehensive income for the year							42,860
Profit (loss) attributable to							
Equity holders of the Company							(39,728)
Non-controlling interests							4,902
							(34,826)
Total comprehensive income attributable to							
Equity holders of the Company							37,956
Non-controlling interests							4,904
							42,860
As at December 31, 2011							
Trade and other receivables - net	174,434	64,683	20,511	1,232	579	(37,532)	223,907
Property plant and equipment - net	47,886	265,230	11,311	20	1,736	(5,955)	320,228
Others	286,834	42,912	11,772	418	451	(176,247)	166,140
Total Assets	509,154	372,825	43,594	1,670	2,766		710,275




For the year ended December 31, 2010

(Unit : Thousands Baht)

Consolidated Financial Statements

	Organizer	Rental Equipment	Production of Media	Designing Fixing	Music and Actor and Musician	Eliminated	Total
Revenues							
Marketing and Promotion Events	219,745						
Trade Shows and Exhibitions	128,998						
Public Events	186,482						
MICE	16,460						
Professional Exhibition Organizer	21,144						
Total	572,829	325,625	33,381	10,744	8,826	(81,831)	869,574
Cost of services							(668,658)
Gross profit							200,916
Other incomes							5,005
Selling expenses							(13,527)
Administrative expenses							(119,467)
Finance costs							(14,487)
Share of gain from investments using the equity method							66
Profit before income tax expense							58,506
Tax expense							(16,720)
Profit for the year							41,786
Other comprehensive income :							
Currency translation differences							787
Surplus on land revaluation							-
Total comprehensive income for the year							42,573
Profit attributable to							
Equity holders of the Company							38,311
Non-controlling interests							4,262
							42,573
Total comprehensive income attributable to							
Equity holders of the Company							38,311
Non-controlling interests							4,262
							42,573
As at December 31, 2010							
Trade and other receivables - net	350,055	125,824	16,619	2,314	1,488	(89,243)	407,057
Property plant and equipment - net	75,527	184,209	8,913	106	1,645	(4,220)	266,180
Others	217,293	24,628	7,910	2,342	1,631	(199,395)	54,409
Total Assets	642,875	334,661	33,442	4,762	4,764		727,646



19. FINANCIAL INSTRUMENTS

Financial Risk Management

The Group is exposed to risks from changes in market interest rates, and from nonperformance of contractual obligations by counterparties. The Group does not use derivative instruments to manage such risks. They do not hold or issue derivative instruments for speculative or trading purposes.

Interest rate risk

The interest rate risk is the risk that future movements in market interest rates will affect the results of the Group's operations and its cash flows. The Group's exposure to interest rate risk relates primarily to its deposits with and loans from financial institutions, and short-term loans from related parties.

Since the majority of these financial assets and liabilities are short-term and long-term loans bear floating interest rate, the Company and its subsidiaries believe that there will be no material impact on the Company and its subsidiaries' financial statements.

Exchange rate risk

The Company has no transactions in foreign currencies, therefore, there is no exchange rate risk.

Credit Risk

The Group is exposed to credit risk primarily with respect to trade accounts receivable including the related company receivables. However, due to the large number of entities comprising the Company's and its subsidiaries customer base, the Group does not anticipate material losses from their debt collections.

Fair Value

As the majority of financial assets and liabilities are short-term and long-term loans bear floating interest rate, the Company's and the subsidiaries' management believe that their carrying values of financial assets and liabilities do not materially differ from their fair value.

20. COMMITMENTS AND CONTINGENT LIABILITIES

As at December 31, 2011 and 2010, the Group has contingent liabilities in relation to the letters of guarantee issued by banks amounting to approximately Baht 58 million and Baht 55 million, respectively.

As at December 31, 2011 and 2010, the Company has a rental agreement for the space in order to carry the business under the name "Ratchaprasong Urban Spaces" for the period from April 1, 2010 to September 30, 2012. The Company is committed to pay for the rental space at the fix rate of Baht 700,000 per month and pay the revenue sharing at the rate stipulated in the agreement computed from the revenue earned.



21. PROVIDENT FUND

The Group and their employees have jointly established a provident fund in accordance with the Provident Fund Act B.E. 2552. Both employees and the Company contribute to the fund monthly at the rate of 3% of salary. The fund, which is managed by TISCO Asset Management Company Limited, will be paid to employees upon termination in accordance with the fund rules. Total contributions by the Group for the year ended December 31, 2011 and 2010 amounted to approximately Baht 3.10 million and Baht 2.98 million respectively, in the consolidated financial statement and amounted to Baht 1.77 million and Baht 1.69 million respectively, in the separated financial statement.

22. RECLASSIFICATION OF ACCOUNTS

The Group has reclassified certain accounts in the financial statements for the year ended December 31, 2010 to conform to the presentation of the financial statements of this year as follow:

(Unit:Thousands Baht)

	Consolidated financial statements			Separate financial statements		
	Before reclassification	Reclassification	After reclassification	Before reclassification	Reclassification	After reclassification
<u>Statements of Financial Position</u>						
Trade and other receivables - net	-	278,581	278,581	-	251,578	251,578
Trade accounts receivable - net	270,107	(270,107)	-	216,727	(216,727)	-
Dividends receivable	-	-	-	29,997	(29,997)	-
Short-term loan to related companies - net	25	-	25	540	(65)	475
Other current assets	8,474	(8,474)	-	4,790	(4,790)	-
Withholding tax	12,944	(12,944)	-	5,397	(5,397)	-
Other non-current assets	4,773	12,944	17,717	4,044	5,397	9,442
Bank overdrafts and short-term loans from financial institutions	141,248	16,684	157,933	98,671	16,684	115,355
Factoring payable	16,684	(16,684)	-	16,684	(16,684)	-
Trade and other payables	-	191,139	191,139	-	223,438	223,438
Trade accounts payable	132,515	(132,515)	-	182,457	(182,457)	-
Accounts payable for purchase fixed assets	9,660	(9,660)	-	9,660	(9,660)	-
Unearned income received from customers	4,710	(4,710)	-	1,989	(1,989)	-
Short-term loan from related parties	21,676	(76)	21,600	31,638	(638)	31,000
Short-term loan from third party	18,085	(85)	18,000	18,085	(85)	18,000
Income tax payable	-	1,282	1,282	-	-	-
Other current liabilities	45,375	(45,375)	-	28,608	(28,608)	-



(Unit:Thousands Baht)

	Consolidated financial statements			Separate financial statements		
	Before		After	Before		After
	reclassification	Reclassification	reclassification	reclassification	Reclassification	reclassification
<u>Statements of Comprehensive Income</u>						
Other income	2,472	2,533	5,005	1,328	12	1,340
Administrative expenses	95,079	24,388	119,467	48,161	10,879	59,040
Management compensation	24,388	(24,388)	-	10,879	(10,879)	-
(Reverse) allowance for doubtful accounts	(2,534)	2,534	-	(12)	12	-

23. APPROVAL OF FINANCIAL STATEMENT

These financial statements have been approved by the Board of Directors to be issued on February 27, 2012.

OK

